



City of Koronadal Water District

1st Block, Casa Subdivision, Brgy. Zone III, City of Koronadal

CORPORATE OPERATING BUDGET 2021



Republic of the Philippines
CITY OF KORONADAL WATER DISTRICT

Blk. 1, Casa Subd., Brgy. Zone III, City of Koronadal
Tel nos. (083)228-4049, 520-0674, Fax no. (083)228-8141
E-mail Address: ckwd_koronadalcity@yahoo.com
Website: www.ckwd.gov.ph



OFFICE OF THE BOARD OF DIRECTORS

RESOLUTION NO. 103
Series of 2020



Excerpts from the minutes of the Meeting of the Board of Directors of City of Koronadal Water District CY 2020 duly held December 21, 2020 at CKWD Board Room, City of Koronadal, South Cotabato.

Present:

Francisco D. Sablon Jr.	- Chairman
Danilo B. Araquil	- Vice-chairman
Rosario E. Ruiz	- Secretary
Hermogenes M. Simbulan Jr.	- Member
Benjie G. Espinosa	-Member

Page | 1

**RESOLUTION APPROVING THE REVISED CITY OF KORONADAL WATER DISTRICT
BUDGET FOR FY 2021 EFFECTIVE JANUARY 1, 2021**

WHEREAS, Corporate Budget Examiner, May Ann S. Mamak and DM Josephine J. Cosep, Department Manager for Finance and Commercial presented in detail the revisions for the proposed 2021 CKWD Budget Appropriation;

WHEREAS, after an extensive deliberation on the revisions made, Members of the Board found the same in order;

NOW THEREFORE, on unanimous motion of the Board of Directors;

RESOLVED, as it hereby resolved to approve the CKWD Budget revisions for FY 2021 to sustain CKWD's operation, salient features of which included the following:

Total Receipts	Php 191,044,054.00
Total O & M Expense	Php 138,178,545.00
CAPEX	49,476,660.00
Debt Service	4,733,124.00
Payment to Payables	25,250,000.00
Total Disbursements	221,849,873.00
Net Cash Inflow (outflow)	(30,805,819.00)
Cash Balance, Beginning	42,000,000.00
Cash Balance, Ending	11,194,181.00


RESOLVED further, that all disbursements exceeding One Million Pesos (Php 1,000,000.00) for each item except for salaries and wages and other recurring expenses shall require prior approval from the Board.

Approved and Confirmed: City of Koronadal, December 21, 2020



Republic of the Philippines
CITY OF KORONADAL WATER DISTRICT

Bldg. 1, Casa Subd., Brgy. Zone III, City of Koronadal
Tel nos. (083)228-4049, 520-0674, Fax no. (083)228-8141
E-mail Address: ckwd_koronadalcity@yahoo.com
Website: www.ckwd.gov.ph



OFFICE OF THE BOARD OF DIRECTORS

RESOLUTION NO. 103
Series of 2020

Approved and Confirmed: City of Koronadal, December 21, 2020


DIR. FRANCISCO D. SABLON, JR.
Chairman


DIR. DANILO B. ARAQUIL
Vice-chairman


DIR. ROSARIO E. RUIZ
Secretary


DIR. HERMOGENES M. SIMBULAN JR.
Member




Page | 2


DIR. BENJIE G. ESPINOSA
Member



City of Koronadal Water District	
WATER DIVISION	
ANGELIE C. GUERRA	
Document and Record Controller	_____
Date of Registration	_____

PART A: PHYSICAL PERFORMANCE																
Programs/ Sub-Programs/ Performance Indicator Description	Organizational Outcomes (OO/s) to which the Program contributes	Baseline Information			2019						2020			2021		
		Unit	Year	Value	Targets			Actual			Targets			Targets		
					Borrowings	Corp. Funds	TOTAL	Borrowings	Corp. Funds	TOTAL	Borrowings	Corp. Funds	TOTAL	Borrowings	Corp. Funds	TOTAL
Performance Indicator 2 : (Quality) Potability	Average deviation from PNSDW (chlorine residual requirement from Jan 1 to Dec 31.)					.30ppm	.30ppm		.30ppm	.30ppm		.30ppm	.30ppm		.30ppm	.30ppm
Performance Indicator 3 : (Timeliness)	Average response time to restore servicewhen there are interruptions, based on the Citizen's Charter of the district					Within 24 hours			Within 24 hours			Within 24 hours			Within 24 hours	
Adequacy / reliability of service																
SUPPORT TO OPERATIONS																
Performance Indicator 1: Staff Productivity Index	Active Service Connection/ No. Of Employees					120:1	120:1		450:1	450:1		495:1	495:1		120:1	120:1
Performance Indicator 2: Affordability	Reasonableness/affordability of water rates to consumers with access connections. Water rates for the 1st 10cu.m. must not exceed 5% of the average income of the LIG					5%	5%		2%	2%		≤ 5%	≤ 5%		≤ 5%	≤ 5%
Performance Indicator 3: Customer Satisfaction	1. 'Ease of doing business - compliance to CSC Memo No. 14-2016 (ARTA Law)					100%	100%		100%	100%		100%	100%		100%	100%
	2. Percentage of Customer Complaints acted upon against received complaints.					100%	100%		100%	100%		100%	100%		100%	100%

[illegible]

PART B: FINANCIAL PERFORMANCE (In Thousand Pesos)																
Programs/ Sub-Programs/ Performance Indicator Description	Organizational Outcomes (OO/s) to which the Program contributes	Baseline Information			2019						2020					
					Targets			Actual			Targets			2021 Proposal		
		Unit	Year	Value	Borrowings	Corp. Funds	TOTAL	Borrowings	Corp. Funds	TOTAL	Borrowings	Corp. Funds	TOTAL	Borrowings	Corp. Funds	TOTAL
PROGRAM 2: WATER SERVICE DISTRIBUTION																
Activities																
Sub - Program 1 - NRW REDUCTION PROGRAM						3,241	3,241		2,618	2,618		3,290	3,290	6,704	6,704	
1. Regular Maintenance of Transmission and Distribution Lines																
2. Rehab and Isolation of Pipelines & Valving Systems																
3. On call services and prompt repair																
4. Water Meter Calibration																
Sub - Program 2- POTABILITY OF WATER						4,417	4,417		1,551	1,551		3,943	3,943	6,115	6,115	
1. Water Quality Monitoring																
2. Conduct of Monthly water sample Bacteriological Test																
3. Conduct of Annual water sample Physical & Chemical Test																
4. Conduct of Regular System Flushing																
5. Constuction of Additional Filtration Facility																
6. Procurement of Disinfectants																
TOTAL					-	201,294	201,294	-	157,857	157,857	-	165,084	165,084	-	196,600	196,600
Prepared by:  May Ann S. Mamak Corp. Budget Examiner					Noted By:  JOSEPHINE L. COSEP Dept. Manager Finance & Commercial Dept.					Approved by:  REY J. VARGAS General Manager B					12/21/2020 Date	

STATEMENT OF FINANCIAL POSITION
(In Thousand Pesos)
Fiscal Year 2021




Department / Agency: CITY OF KORONADAL WATER DISTRICT					
PARTICULARS	FY 2018 (Audited)	FY 2019 (Actual)	FY 2020 (Estimates)	FY 2021 (Proposal)	Remarks
ASSETS					
Current Assets					
Cash and Cash Equivalents	43,814	39,664	42,000	11,194	
Receivables	18,680	21,579	32,000	41,154	
Inventories	12,036	16,349	27,142	38,430	
Other Current Assets	19	19	19	19	
Total Current Assets	74,549	77,611	101,161	90,797	
Non - Current Assets					
Other Investments	3,766	8,908	11,238	11,516	
Property, Plant and Equipment	209,929	237,872	261,291	298,568	
Other Non - Current Assets	-	-	-	-	
Total Non - Current Assets	213,695	246,780	272,529	310,084	
Total Assets	288,244	324,391	373,690	400,881	
LIABILITIES					
Current Liabilities					
Financial Liabilities	17,440	13,988	25,250	30,250	
Inter - Agency Payables	1,232	780	1,200	5,301	
Unearned Revenue	135	164	300	350	
Trust Liabilities	391	467	520	600	
Other Payables	75	-	-	-	
Total Current Liabilities	19,273	15,399	27,270	36,501	
Non - Current Liabilities					
Financial Liabilities	38,074	36,282	34,401	39,134	
Leave Benefits Payable	4,219	6,980	7,029	7,913	
Total Non- Current Liabilities	42,293	43,262	41,430	47,047	
Total Liabilities	61,566	58,661	68,700	83,548	
EQUITY					
Equity					
Government Equity	10,655	10,655	10,655	10,655	
Retained Earnings	216,023	255,075	294,335	306,678	
Total Equity	226,678	265,730	304,990	317,333	
Total Liabilities and Equity	288,244	324,391	373,690	400,881	
Prepared: FYs 2018, 2019					
Noted by:		Approved by:			
					
MAY ANN S. MAMAK		JOSEPHINE J. COSEP		REY J. VARGAS	
Corp. Budget Examiner		Dept. Manager - Finance & Commercial Dept.		General Manager B	
12/21/2020				12/21/2020	
Date				Date	

STATEMENT OF RECEIVABLES

(In Thousand Pesos)

[X] FY 2019 (Actual); [] FY 2020 (Estimates); [] FY 2021 (Proposal)

[] Trade; [X] Non-Trade

Department/ Agency: CITY OF KORONADAL WATER DISTRICT							
TYPE/ DEBTOR CLASS	ACCOUNT CODE	AGE OF ACCOUNT	OUTSTANDING AS OF 1-1-2019 (Beginning)	TRANSACTIONS		OUTSTANDING AS OF 12-31-2019 (Ending)	REMARKS
				COLLECTED	GENERATED		
A. Current Portion Accounts Receivables Active	1-03-01-010	Current	4,131	27,575	27,853	4,409	
		16-30	1,945	12,982	13,113	2,076	
		31-60	1,900	12,684	12,813	2,029	
		61-90	582	3,884	3,924	622	
		91-120	228	1,520	1,535	243	
		Over 120	807	5,391	5,445	861	
			9,593	64,036	64,683	10,240	
		Inactive					
		Current	16	107	108	17	
		16-30	17	113	114	18	
		31-60	70	468	473	75	
		61-90	100	665	671	106	
		91-120	128	852	860	136	
		Over 120	6,050	40,390	40,800	6,460	
			6,381	42,595	43,026	6,812	
GRAND TOTAL			15,974	106,631	107,709	17,052	
<div> <div> Prepared by:  MAY ANN S. MAMAK Corp. Budget Examiner </div> <div> 12/21/2020 Date </div> </div> <div> <div> Noted by:  JOSEPHINE J. COSEP Dept. Manager - Finance & Commercial Dept. </div> <div> 12/21/2020 Date </div> </div> <div> <div> Approved by:  REY J. VARGAS General Manager B </div> <div> 12/21/2020 Date </div> </div>							




STATEMENT OF RECEIVABLES

(In Thousand Pesos)

[] FY 2019 (Actual); [X] FY 2020 (Estimates); [] FY 2021 (Proposal)

[] Trade; [X] Non-Trade

Department/ Agency: CITY OF KORONADAL WATER DISTRICT							
TYPE/ DEBTOR CLASS	ACCOUNT CODE	AGE OF ACCOUNT	OUTSTANDING AS OF 1-1-2020 (Beginning)	TRANSACTIONS		OUTSTANDING AS OF 12-31-2020 (Ending)	REMARKS
				COLLECTED	GENERATED		
A. Current Portion	1-03-01-010						
Accounts Receivables							
Active		Current	4,409	38,084	41,415	8,084	
		16-30	2,076	17,932	19,501	3,988	
		31-60	2,029	17,526	19,059	3,906	
		61-90	622	5,373	5,843	1,436	
		91-120	243	2,099	2,283	771	
		Over 120	861	7,437	8,088	1,857	
			10,240	88,452	96,188	20,042	
Inactive		Current	17	147	160	30	
		16-30	18	155	169	32	
		31-60	75	648	705	132	
		61-90	106	916	996	186	
		91-120	136	1,175	1,277	239	
	Over 120	6,460	55,801	60,681	11,340		
		6,812	58,841	63,988	11,958		
GRAND TOTAL			17,052	147,293	160,176	32,000	




Prepared by:		Noted by:		Approved by:	
					
MAY ANN S. MAMAK	12/21/2020	JOSEPHINE J. COSEP	12/21/2020	REY J. VARGAS	12/21/2020
Corp. Budget Examiner	Date	Dept. Manager - Finance & Commercial Dept.	Date	General Manager B	Date

STATEMENT OF RECEIVABLES




(In Thousand Pesos)

[] FY 2019 (Actual); [] FY 2020 (Estimates); [X] FY 2021 (Proposal)




[] Trade; [X] Non-Trade

Department/ Agency: CITY OF KORONADAL WATER DISTRICT								
TYPE/ DEBTOR CLASS	ACCOUNT CODE	AGE OF ACCOUNT	OUTSTANDING AS OF 1-1-2021 (Beginning)	TRANSACTIONS		OUTSTANDING AS OF 12-31-2021 (Ending)	REMARKS	
				COLLECTED	GENERATED			
A. Current Portion Accounts Receivables Active	1-03-01-010	Current	8,084	36,226	38,539	10,396		
		16-30	3,988	17,873	19,014	5,129		
		31-60	3,906	17,503	18,621	5,023		
		61-90	1,436	6,435	6,845	1,847		
		91-120	771	3,453	3,674	991		
		Over 120	1,857	8,324	8,855	2,389		
			20,042	89,815	95,548	25,775		
		Inactive	Current	30	134	142		38
		16-30	32	142	151	41		
		31-60	132	590	628	169		
		61-90	186	834	887	239		
		91-120	239	1,070	1,138	307		
		Over 120	11,340	50,820	54,064	14,584		
			11,958	53,589	57,009	15,379		
		GRAND TOTAL			32,000	143,404		152,557
Prepared by:		Noted by:		Approved by:				
 MAY ANN S. MAMAK Corp. Budget Examiner		 JOSEPHINE J. COSEP Dept. Manager - Finance & Commercial Dept.		 REY J. VARGAS General Manager B		12/21/2020 Date		

STATEMENT OF ACCOUNTS PAYABLE TO SUPPLIERS OR TRADE CREDITORS
(In Thousand Pesos)
[X] FY 2018 (Audited); [] FY 2019 (Actual); [] FY 2020 (Estimates); [] FY 2021 (Proposal)
[] Trade; [X] Non-Trade

Department:		CITY OF KORONADAL WATER DISTRICT						
TYPE / CREDITOR CLASS	ACCOUNT CODE	NATURE OF ACCOUNT	AGE OF ACCOUNT	OUTSTANDING AS OF 1-1-2018(Beginning)	TRANSACTIONS		OUTSTANDING AS OF 12-31-2018 (Ending)	REMARKS
					LIQUIDATED	INCURRED		
A. Current Portion								
Private Sector	2-01-01-010	Goods and Services	1 to 90 days	3,906	15,414	26,984	15,476	
B. Long - Term Portion	None							
GRAND TOTAL							15,476	
<div>Prepared by:  MAY ANN S. MAMAK Corp. Budget Examiner</div> <div>Noted by:  JOSEPHINE J. COSEP Dept. Manager - Finance & Commercial Dept.</div> <div>Approved by:  REY J. VARGAS General Manager B</div> <div>12/21/2020 Date</div> <div>12/21/2020 Date</div>								

STATEMENT OF ACCOUNTS PAYABLE TO SUPPLIERS OR TRADE CREDITORS
(In Thousand Pesos)
[] FY 2018 (Audited); [X] FY 2019 (Actual); [] FY 2020 (Estimates); [] FY 2021 (Proposal)
[] Trade; [X] Non-Trade

Department:		CITY OF KORONADAL WATER DISTRICT						
TYPE / CREDITOR CLASS	ACCOUNT CODE	NATURE OF ACCOUNT	AGE OF ACCOUNT	OUTSTANDING AS OF 1-1-2019 (Beginning)	TRANSACTIONS		OUTSTANDING AS OF 12-31-2019(Ending)	REMARKS
					LIQUIDATED	INCURRED		
A. Current Portion								
Private Sector	2-01-01-010	Goods and Services	1 to 90 days	15,476	15,305	12,065	12,236	
B. Long - Term Portion	None							
GRAND TOTAL							12,236	
<div>Prepared by:  MAY ANN S. MAMAK Corp. Budget Examiner</div> <div>Noted by:  JOSEPHINE J. COSEP Dept. Manager - Finance & Commercial Dept.</div> <div>Approved by:  REY J. VARGAS General Manager B</div> <div>12/21/2020 Date</div> <div>12/21/2020 Date</div> <div>12/21/2020 Date</div>								

STATEMENT OF ACCOUNTS PAYABLE TO SUPPLIERS OR TRADE CREDITORS
(In Thousand Pesos)
[] FY 2018 (Audited); [] FY 2019 (Actual); [X] FY 2020 (Estimates); [] FY 2021 (Proposal)
[] Trade; [X] Non-Trade

Department:		CITY OF KORONADAL WATER DISTRICT						
TYPE / CREDITOR CLASS	ACCOUNT CODE	NATURE OF ACCOUNT	AGE OF ACCOUNT	OUTSTANDING AS OF 1-1-2020 (Beginning)	TRANSACTIONS		OUTSTANDING AS OF 12-31-2020(Ending)	REMARKS
					LIQUIDATED	INCURRED		
A. Current Portion								
Private Sector	2-01-01-010	Goods and Services	1 to 90 days	12,236	12,000	25,014	25,250	
B. Long - Term Portion								
	None							
GRAND TOTAL							25,250	

Prepared by:

MAY ANN S. MAMAK
Corp. Budget Examiner

12/21/2020
Date

Noted by:

JOSEPHINE J. COSEP
Dept. Manager - Finance & Commercial
Dept.




12/21/2020
Date

Approved by:

REY J. VARGAS
General Manager B


12/21/2020
Date

STATEMENT OF ACCOUNTS PAYABLE TO SUPPLIERS OR TRADE CREDITORS
(In Thousand Pesos)
[] FY 2018 (Audited); [] FY 2019 (Actual); [] FY 2020 (Estimates); [X] FY 2021 (Proposal)
[] Trade; [X] Non-Trade

Department:		CITY OF KORONADAL WATER DISTRICT						
TYPE / CREDITOR CLASS	ACCOUNT CODE	NATURE OF ACCOUNT	AGE OF ACCOUNT	OUTSTANDING AS OF 1-1-2021 (Beginning)	TRANSACTIONS		OUTSTANDING AS OF 12-31-2021(Ending)	REMARKS
					LIQUIDATED	INCURRED		
A. Current Portion								
Private Sector	2-01-01-010	Goods and Services	1 to 90 days	25,250	25,000	30,000	30,250	
B. Long - Term Portion	None							
GRAND TOTAL							30,250	
<div>Prepared by:  MAY ANN S. MAMAK Corp. Budget Examiner 12/21/2020 Date</div> <div>Noted by:  JOSEPHINE J. COSEP Dept. Manager - Finance & Commercial Dept. 12/21/2020 Date</div> <div>Approved by:  REY J. VARGAS General Manager B 12/21/2020 Date</div>								

STATEMENT OF BORROWINGS								
(In Thousand Pesos)								
[X] FY 2018 (Audited); [] FY 2019 (Actual); [] FY 2020 (Estimates); [] FY 2021 (Proposal)								
Department / Agency : CITY OF KORONADAL WATER DISTRICT								
TYPE/CREDITOR/LOAN NO.	DATE OF CONTRACT	MATURITY (NO. OF YEARS)	ORIGINAL AMOUNT OF LOAN IN ORIGINAL CURRENCY	OUTSTANDING BALANCE AS OF 01-01-18	DEBT SERVICE		ESTIMATED OUTSTANDING BALANCE AS OF 12-31-18	REMARKS
					PRINCIPAL	INTEREST		
A. Current Portion	NONE							
1. Foreign Loans								
2. Domestic Loans								
B. Long-Term Portion	NONE							
1. Foreign Loans								
2. Domestic Loans								
Account No. 3-476	1996	26	12,442	5,801	867	442	4,934	
Account No. 3-786	1999	26	5,309	3,232	277	254	2,955	
Account No. 4-2379	2008	5	1,000	14	-	-	14	
Account No. 4-2509	2008	10	4,899	987	646	52	341	
Account No. 9-0026A	2012		1,000	1,000	92	-	900	
Account No. 9-0026B	2012	30	31,133	31,899	248	2,184	30,883	
Add: Total Revaluation								
Total Long-Term Portion			-	-				
GRAND TOTAL			55,783	42,933	2,130	2,932	40,027	

Prepared by:




MAY ANN S. MAMAK

Corp. Budget Examiner

12/21/2020

Date

Noted By:




JOSEPHINE J. COSEP

Dept. Manager - Finance & Commercial Dept.

12/21/2020

Date

Approved by:






REY J. VARGAS

General Manager B


12/21/2020

Date

STATEMENT OF BORROWINGS								
(In Thousand Pesos)								
[] FY 2018 (Audited); [X] FY 2019 (Actual); [] FY 2020 (Estimates); [] FY 2021 (Proposal)								
Department / Agency : CITY OF KORONADAL WATER DISTRICT								
TYPE/CREDITOR/LOAN NO.	DATE OF CONTRACT	MATURITY (NO. OF YEARS)	ORIGINAL AMOUNT OF LOAN IN ORIGINAL CURRENCY	OUTSTANDING BALANCE AS OF 01-01-19	DEBT SERVICE		ESTIMATED OUTSTANDING BALANCE AS OF 12-31-19	REMARKS
					PRINCIPAL	INTEREST		
A. Current Portion	NONE							
1. Foreign Loans								
2. Domestic Loans								
B. Long-Term Portion	NONE							
1. Foreign Loans								
2. Domestic Loans								
Account No. 3-476	1996	26	12,442	4,934	941	368	3,970	
Account No. 3-786	1999	26	5,309	2,955	301	230	2,642	
Account No. 4-2379	2008	5	1,000	14	-	-	-	
Account No. 4-2509	2008	10	4,899	341	341	6	-	
Account No. 9-0026A	2012		1,000	1,000	92	-	800	
Account No. 9-0026B	2012	30	31,133	30,883	194	2,372	30,612	
Add: Total Revaluation								
Total Long-Term Portion			-					
GRAND TOTAL			55,783	40,027	1,869	2,976	38,024	
Prepared by:  MAY ANN S. MAMAK Corp. Budget Examiner 12/21/2020 Date								
Noted By:  JOSEPHINE J. COSEP Dept. Manager - Finance & Commercial Dept. 12/21/2020 Date								
Approved by:  REY J. VARGAS General Manager B 12/21/2020 Date								

STATEMENT OF BORROWINGS								
(In Thousand Pesos)								
[] FY 2018 (Audited); [] FY 2019 (Actual); [X] FY 2020 (Estimates); [] FY 2021 (Proposal)								
Department / Agency : CITY OF KORONADAL WATER DISTRICT								
TYPE/CREDITOR/LOAN NO.	DATE OF CONTRACT	MATURITY (NO. OF YEARS)	ORIGINAL AMOUNT OF LOAN IN ORIGINAL CURRENCY	OUTSTANDING BALANCE AS OF 01-01-20	DEBT SERVICE		ESTIMATED OUTSTANDING BALANCE AS OF 12-31-20	REMARKS
					PRINCIPAL	INTEREST		
A. Current Portion	NONE							
1. Foreign Loans								
2. Domestic Loans								
B. Long-Term Portion	NONE							
1. Foreign Loans								
2. Domestic Loans								
Account No. 3-476	1996	26	12,442	3,970	1,021	288	2,949	
Account No. 3-786	1999	26	5,309	2,642	326	205	2,315	
Account No. 4-2379	2008	5	1,000	14				
Account No. 4-2509	2008	10	4,899	-	-	-	-	
Account No. 9-0026A	2012		1,000	1,000	92	-	700	
Account No. 9-0026B	2012	30	31,133	30,612	294	2,499	30,318	
Add: Total Revaluation								
Total Long-Term Portion			-					
GRAND TOTAL			55,783	38,024	1,733	2,992	36,282	

Prepared by:




MAY ANN S. MAMAK

Corp. Budget Examiner

12/21/2020

Date

Noted By:




JOSEPHINE J. COSEP

Dept. Manager - Finance & Commercial Dept.

12/21/2020

Date

Approved by:





REY J. VARGAS

General Manager B

12/21/2020

Date

STATEMENT OF BORROWINGS								
(In Thousand Pesos)								
[] FY 2018 (Audited); [] FY 2019 (Actual); [] FY 2020 (Estimates); [X] FY 2021 (Proposal)								
Department / Agency : CITY OF KORONADAL WATER DISTRICT								
TYPE/CREDITOR/LOAN NO.	DATE OF CONTRACT	MATURITY (NO. OF YEARS)	ORIGINAL AMOUNT OF LOAN IN ORIGINAL CURRENCY	OUTSTANDING BALANCE AS OF 01-01-21	DEBT SERVICE		ESTIMATED OUTSTANDING BALANCE AS OF 12-31-21	REMARKS
					PRINCIPAL	INTEREST		
A. Current Portion	NONE							
1. Foreign Loans								
2. Domestic Loans								
B. Long-Term Portion	NONE							
1. Foreign Loans								
2. Domestic Loans								
Account No. 3-476	1996	26	12,442	2,949	1,108	201	1,841	
Account No. 3-786	1999	26	5,309	2,315	354	177	1,961	
Account No. 4-2379	2008	5	1,000	-			-	
Account No. 4-2509	2008	10	4,899	-			-	
Account No. 9-0026A	2012	30	31,133	700	100	-	600	
Account No. 9-0026B	2012		1,000	30,318	319	2,474	29,999	
Add: Total Revaluation								
Total Long-Term Portion			-					
GRAND TOTAL			55,783	36,2	1,881	2,852	34,4	
Prepared by:  MAY ANN S. MAMAK Corp. Budget Examiner 12/21/2020 Date								
Noted By: JOSEPHINE J. COSEP Dept. Manager - Finance & Commercial Dept. 12/21/2020 Date								
Approved by:  REY J. VARGAS General Manager B 12/21/2020 Date								

STATEMENT OF FINANCIAL PERFORMANCE
(In Thousand Pesos)
Fiscal Year 2021




Cash Basis ☒ Accrual Basis

Department / Agency : CITY OF KORONADAL WATER DISTRICT					
PARTICULARS	FY 2018 (Audited)	FY 2019 (Actual)	FY 2020 (Estimates)	FY 2021 (Proposal)	Remarks
I. TOTAL INCOME	132,982	152,190	164,404	168,644	
II. OPERATING EXPENSES					
PERSONNEL SERVICES (PS)					
Salaries & Wages					
Regular Employees	13,924	15,039	16,901	29,163	
Other compensation					
Personal Economic & Relief Allowance	1,176	1,176	1,194	1,890	
Representation Allowance	435	462	563	732	
Transportation Allowance	435	462	563	732	
Clothing & Uniform Allowance	527	451	377	480	
Honoraria	2,008	2,035	931	1,031	
Mid Year & Year End Bonus	2,565	2,754	2,833	4,084	
Cash Gift			321	320	
PBB & PBI			1,304	1,612	
Other Bonuses & Allowances	9,309	7,945	12,809	8,976	
Personal Benefit contributions:					
Retirement & Life Insurance Contribution	1,671	1,783	1,938	3,500	
Pag-ibig Contributions	59	59	60	94	
Philhealth Contributions	166	172	190	413	
ECC Contributions	59	59	59	94	
Other personnel benefits					
Retirement & Service Award	-	-	-	1,133	
Terminal Leave Benefits	128	1,906	-	884	
TOTAL PS	32,462	34,303	40,043	55,138	
MAINTENANCE & OTHER OPERATING EXP (MOOE)					
Travel & Educational expenses:					
Travel Expenses	913	1,252	1,500	1,448	
Training & Scholarship	382	406	200	797	
Supplies					
Office Supplies	506	563	1,500	1,294	
Accountable Forms Expenses	10	112	120	110	
Fuel	916	914	1,020	1,044	
Chemical, filtering & laboratory supplies exp	1,579	1,551	2,478	3,271	
Other Supplies Expense	5,185	5,733	8,000	7,755	
Utility expenses					
Electricity	718	902	804	1,007	
Communications	256	285	288	743	
Generation, Transmission & Distribution Expenses:	19,396	19,696	21,809	24,285	
Professional Services:					
Legal Services (incl. Notarial)	251	198	135	191	
Auditing Services	-	-	239	300	
Security Services	1,255	1,405	2,060	1,832	
Consultancy	545	131	100	550	
Extraordinary & Miscellaneous Exp	6	-	32	55	
Repairs & maintenance	3,591	3,733	6,137	9,712	
Taxes, Duties & Premiums:	3,501	3,838	3,303	4,555	
Labor and Wages	8,964	13,035	12,943	15,916	
Other Maint. & Operating Expenses					
Advertising, Promotional & Mktg. Expenses	66	70	100	100	
Representation Expense	78	33	18	100	
Rent / Lease Expense	83	94	96	132	
Membership Dues & Contributions to Org.	38	64	135	142	
Donations	99	539	200	200	
Other MOOE	8,545	8,771	7,253	10,550	
TOTAL MOOE	56,883	63,325	70,470	86,089	

STATEMENT OF FINANCIAL PERFORMANCE
(In Thousand Pesos)
Fiscal Year 2021

Cash Basis ☒ Accrual Basis

Department / Agency : CITY OF KORONADAL WATER DISTRICT					
PARTICULARS	FY 2018 (Audited)	FY 2019 (Actual)	FY 2020 (Estimates)	FY 2021 (Proposal)	Remarks
FINANCIAL EXPENSES (FE)					
Interest Expense	2,922	2,977	2,461	2,852	
Bank Charges	1	1	2	2	
TOTAL FE	2,923	2,978	2,463	2,854	
NON-CASH EXPENSES					
Doubtful Accounts, Depreciation, Amortization & Depletion:					
Depreciation	9,644	10,900	12,108	12,200	
Impairment Loss	48	17	-		
TOTAL NON- CASH	9,692	10,917	12,108	12,200	
Other Losses	5	10	60	20	
Total Expenses:	101,965	111,533	125,144	156,301	
III. NET INCOME (EXPENSES)	31,017	40,657	39,260	12,343	

Prepared by:		Noted by:		Approved by:	
					
MAY ANN S. MAMAK	12/21/2020	JOSEPHINE J. COSEP	12/21/2020	REY J. VARGAS	12/21/2020
Corp. Budget Examiner	Date	Dept. Manager - Finance & Commercial Dept.	Date	General Manager B	Date

DETAILS OF SALARIES & OTHER COMPENSATION OF PERMANENT, CONTRACTUAL AND CASUAL POSITIONS

(In Thousand Pesos, Except Number in Positions)

[] FY 2019 (Actual); [] FY 2020 (Estimates); [x] FY 2021 (Proposal)

Department: ADMINISTRATIVE AND GENERAL SERVICES																										
Corporation: CITY OF KORONADAL WATER DISTRICT																										
Authorized No. of Positions: (For permanent positions, based on the latest DBM-approved OSSP)	Permanent	66	Basic Salary	Standard Allowance					Specific Purpose Allowance				Incentives and Benefits			Sub-total	Fixed Expenditures					Separation and Retirement Benefits				Total Personal Services (PS)
	Contractual			PERA	Uniform/ Clothing Allowance	Mid-year bonus	Year- end bonus	Cash Gift	RATA	Per Diem	{Honoraria } PBI	Others * (Form 703- C1)	Anniversary Bonus	PIB (PBB)	Others * (Form 703 C1)		Employees Comp. Ins. Premium	PAG-IBIG Premium	PHILHEALTH Contribution	Retirement & Life Insurance Premium	Sub-total	Terminal Leave	Retirement Benefits	Others * (Form 703- C1)	Sub-total	
	Casual																									
Particulars	No.	Grade	Step	(1)	(2)	(3)	(4)	(5)	(6)	(7)	(8)	(9)	(10)	(11)	(12)	(13=1 to 12)	(14)	(15)	(16)	(17)	(18=14 to 17)	(19)	(20)	(21)	(22=19 to 21)	(23=13+19+22)
I. SPECIFICATIONS																										
Legal Basis																										
Rate																										
Frequency																										
Number of Recipients																										
II. AMOUNT PER TITLE																										
OFFICE OF THE GENERAL MANAGER																										
General Manager B	1	27	2	1586	24	8	132	132	5	204				5	86		2182	1	1	5	190	198	884		884	3263
Senior Researcher Analyst B	2	15		404	24	8	34	34	5					5	22		535	1	1	5	48	56			0	591
Secretary A	3	9	1	237	24	8	20	20	5					5	9		327	1	1	5	28	36			0	363
ADMINISTRATIVE & GENERAL SERVICES DEPARTMENT																										
Department Manager B	4	25	2	1242	24	8	103	103	5	180				5	67		1738	1	1	5	149	157			0	1894
Administrative and Human Resource Division																										
Division Manager B	5	23	2	965	24	8	80	80	5	120				5	52		1339	1	1	5	116	123			0	1463
Industrial Relations Development Officer A	6	15		404	24	8	34	34	5					5	22		535	1	1	5	48	56			0	591
Administration Services Assistant B	7	10		255	24	8	21	21	5					5	14		353	1	1	5	31	38			0	391
Administration Services Assistant C	8	8	1	221	24	8	18	18	5					5	12		311	1	1	5	26	34			0	345
Corporate Planning Assistant B	9	8		221	24	8	18	18	5					5	12		311	1	1	5	26	34			0	345
Driver	10	4	2	174	24	8	14	14	5					5	9		254	1	1	5	21	29			0	282
Public Relations Assistant B	11	8		221	24	8	18	18	5					5	12		311	1	1	5	26	34			0	345
Industrial Relations Management Assistant B	12	8		221	24	8	18	18	5					5	12		311	1	1	5	26	34			0	345
Records Assistant	13	8		221	24	8	18	18	5					5	12		311	1	1	5	26	34			0	345
General Services Division																										
Division Manager B	14	23		950	24	8	79	79	5	120				5	51		1321	1	1	5	114	122			0	1442
General Services Officer A	15	16		442	24	8	37	37	5					5	24		582	1	1	5	53	61			0	642
Property Assistant A	16	9		237	24	8	20	20	5					5	0		318	1	1	5	28	36			0	354
Storekeeper B	17	9		237	24	8	20	20	5					5	13		330	1	1	5	28	36			0	366
Senior Water Maintenance Man B	18	10		255	24	8	21	21	5					5	14		353	1	1	5	31	38			0	391
Senior Water Maintenance Man B	19	10		255	24	8	21	21	5					5	14		353	1	1	5	31	38			0	391
Engineering Assistant B	20	8		221	24	8	18	18	5					5	0		299	1	1	5	26	34			0	333
Auto Mechanic B	21	6		196	24	8	16	16	5					5	11		280	1	1	5	23	31			0	311
Utility Worker A	22	3		164	24	8	14	14	5					5	9		242	1	1	5	20	27			0	269
FINANCE AND COMMERCIAL DEPT																										
Department Manager B	23	25		1222	24	8	102	102	5	180				5	66		1713	1	1	5	147	154			0	1868
Division Manager B	24	23	2	950	24	8	79	79	5	120				5	0		1269	1	1	5	114	122			0	1391
Senior Corporate Accountant C	25	16	1	442	24	8	37	37	5					5	24		582	1	1	5	53	61			0	642
Corporate Budget Examiner	26	10		255	24	8	21	21	5					5	14		353	1	1	5	31	38			0	391
Accounting Processor A	27	8		221	24	8	18	18	5					5	0		299	1	1	5	26	34			0	333
Accounting Processor A	28	8	1	221	24	8	18	18	5					5	12		311	1	1	5	26	34			0	345
Accounting Processor B	29	6	2	196	24	8	16	16	5					5	11		280	1	1	5	23	31			0	311

Authorized No. of Positions: (For permanent positions, based on the latest DBM-approved OSSP)	Permanent	66		Basic Salary	Standard Allowance					Specific Purpose Allowance				Incentives and Benefits			Sub-total	Fixed Expenditures					Separation and Retirement Benefits				Total Personal Services (PS)
	Contractual		PERA		Uniform/ Clothing Allowance	Mid-year bonus	Year- end bonus	Cash Gift	RATA	Per Diem	(Honoraria) PBI	Others * (Form 703- C1)	Anniversary Bonus	PIB (PBB)	Others * (Form 703- C1)	Employees Comp. Ins. Premium		PAG-IBIG Premium	PHILHEALTH Contribution	Retirement & Life Insurance Premium	Sub-total	Terminal Leave	Retirement Benefits	Others * (Form 703- C1)	Sub-total		
	Casual																										
	No.	Grade																								Step	
Particulars	No.	Grade	Step	(1)	(2)	(3)	(4)	(5)	(6)	(7)	(8)	(9)	(10)	(11)	(12)	(13=1 to 12)	(14)	(15)	(16)	(17)	(18=14 to 17)	(19)	(20)	(21)	22=19 to 21	(23=13+19+22)	
Accounting Processor B	30	6	2	196	24	8	16	16	5					5	0		270	1	1	5	23	31			0	301	
Cashiering Assistant	31	8		221	24	8	18	18	5					5	12		311	1	1	5	26	34			0	345	
Collection Assistant	32	6		196	24	8	16	16	5					5	11		280	1	1	5	23	31			0	311	
Collection Assistant	33	6		196	24	8	16	16	5					5	11		280	1	1	5	23	31			0	311	
Courier	34	2		155	24	8	13	13	5					5	8		230	1	1	5	19	26			0	257	
Customer Service and Accounts Division																	0				0				0	0	
Division Manager B	35	23		950	24	8	79	79	5	120				5	51		1321	1	1	5	114	122			0	1442	
Computer Services Programmer B	36	14	2	369	24	8	31	31	5					5	20		492	1	1	5	44	52			0	544	
Customer Services Assistant D	37	6	1	196	24	8	16	16	5					5	11		280	1	1	5	23	31			0	311	
Customer Services Assistant D	38	6	2	196	24	8	16	16	5					5	11		280	1	1	5	23	31			0	311	
Electronics Communication System Operator C	39	6	2	196	24	8	16	16	5					5	11		280	1	1	5	23	31			0	311	
Senior Customer Service Officer	40	18		531	24	8	44	44	5					5	0		661	1	1	5	64	71			0	733	
Customer Service Officer B	41	14		369	24	8	31	31	5					5	20		492	1	1	5	44	52			0	544	
Water Maintenance Man B	42	6		196	24	8	16	16	5					5	11		280	1	1	5	23	31			0	311	
Water maintenance Man B	43	6		196	24	8	16	16	5					5	11		280	1	1	5	23	31			0	311	
Customer Service Assistant E	44	4		174	24	8	14	14	5					5	9		254	1	1	5	21	29			0	282	
ENGINEERING AND OPERATIONS DEPARTMENT																	0				0				0	0	
Department Manager B	45	25		1222	24	8	102	102	5	180				5	66		1713	1	1	5	147	154			0	1868	
Planning, Water Resources and Quality Division																	0				0				0	0	
Division Manager B	46	23		950	24	8	79	79	5	120				5	51		1321	1	1	5	114	122			0	1442	
Supervising Engineer A	47	18		531	24	8	44	44	5					5	29		690	1	1	5	64	71			0	761	
Draftsman	48	6		196	24	8	16	16	5					5	11		280	1	1	5	23	31			0	311	
Clerk Processor C	49	4		174	24	8	14	14	5					5	9		254	1	1	5	21	29			0	282	
Supervising Engineer A	50	18	2	0	0	0	0	0	0					0	0		0	0	0	0	0			0	0		
Senior Water Resources Facilities Operator A	51	10		255	24	8	21	21	5					5	14		353	1	1	5	31	38			0	391	
Plant Equipment C (CTI)	52	8		221	24	8	18	18	5					5	12		311	1	1	5	26	34			0	345	
Water Resources Facilities Operator B	53	6		196	24	8	16	16	5					5	11		280	1	1	5	23	31			0	311	
Laboratory Technician	54	6		196	24	8	16	16	5					5	11		280	1	1	5	23	31			0	311	
Water Resources Facilities Operator C	55	4		174	24	8	14	14	5					5	9		254	1	1	5	21	29			0	282	
Water Resources Facilities Operator C	56	4		174	24	8	14	14	5					5	9		254	1	1	5	21	29			0	282	
Construction and Maintenance Division																	0				0				0	0	
Division Manager B	57	23		950	24	8	79	79	5	120				5	51		1321	1	1	5	114	122			0	1442	
Supervising Engineer A	58	18		0	0	0	0	0	0	0				0	0		0	0	0	0	0			0	0		
Water Maintenance General Foreman	59	18		531	24	8	44	44	5					5	29		690	1	1	5	64	71			0	761	
Senior Water Maintenance Man A	60	12		309	24	8	26	26	5					5	17		418	1	1	5	37	45			0	463	
Senior Water Maintenance Man B	61	10		255	24	8	21	21	5					5	14		353	1	1	5	31	38			0	391	
Water Maintenance Man A	62	8		221	24	8	18	18	5					5	12		311	1	1	5	26	34			0	345	
Water Maintenance Man A	63	8		221	24	8	18	18	5					5	12		311	1	1	5	26	34			0	345	
Water Maintenance Man A	64	8		221	24	8	18	18	5					5	12		311	1	1	5	26	34			0	345	
Water Maintenance Man C	65	4		174	24	8	14	14	5					5	9		254	1	1	5	21	29			0	282	
Water Maintenance Man C	66	4		174	24	8	14	14	5					5	9		254	1	1	5	21	29			0	282	
A.1 Chairman											232	96					328									328	
A.2 Vice-Chairman											200	80					280									280	
A.3 Members											599	240					839									839	
Sub-total											1031	416					1447									1447	
B.1 Managerial				10984	240	75	915	915	50	1464	0	0	0	50	544	0	15237	12	12	53	1318	1395	884	0	0	884	17516

Authorized No. of Positions: (For permanent positions, based on the latest DBM-approved OSSP)	Permanent		66	Basic Salary	Standard Allowance					Specific Purpose Allowance				Incentives and Benefits			Sub-total	Fixed Expenditures					Separation and Retirement Benefits					Total Personal Services (P5)
	Contractual				PERA	Uniform/ Clothing Allowance	Mid-year bonus	Year- end bonus	Cash Gift	RATA	Per Diem	(Honoraria) PBI	Others * (Form 703- C1)	Anniversary Bonus	PIB (PBB)	Others * (Form 703- C1)		Employees Comp. Ins. Premium	PAG-IBIG Premium	PHILHEALTH Contribution	Retirement & Life Insurance Premium	Sub-total	Terminal Leave	Retirement Benefits	Others * (Form 703- C1)	Sub-total		
	Casual																											
	No.	Grade	Step																									
Particulars					(1)	(2)	(3)	(4)	(5)	(6)	(7)	(8)	(9)	(10)	(11)	(12)	(13=1 to 12)	(14)	(15)	(16)	(17)	(18=14 to 17)	(19)	(20)	(21)	(22=19 to 21)	(23=13+19+22)	
B.2 Technical					3747	216	68	312	312	45	0	0	0	0	45	174	0	4920	11	11	47	450	519	0	0	0	0	5438
B.3 Administrative Support					9770	1080	338	814	814	225	0	0	0	0	225	479	0	13745	54	54	236	1172	1517	0	0	0	0	15261
Sub-total					24502	1536	480	2042	2042	320	1464	0	0	0	320	1196	0	33902	77	77	336	2940	3430	884	0	0	884	38215
C.1 Program																												
C.2 Locally-Funded Project																												
C.3 Foreign-Assisted Project																												
Sub-total																												
D.1 Program																												
D.2 Locally-Funded Project																												
D.3 Foreign-Assisted Project																												
Sub-total																												
* Enumerate all other specific purpose allowances, incentives and benefits, and separation and retirement benefits in DBM Form No. 703-C1																												
Indicating the legal basis, nature of allowance and amount granted to each employee (Please see attached format)																												
GRAND TOTAL					24502	1536	480	2042	2042	320	1464	1031	416	0	320	1196	0	35348	77	77	336	2940	3430	884	0	0	884	39662

Prepared by

AMY P. AGUIRRE
Division Manager B-AHR

DEC 21 2020

Date

Recommending Approval

MA. LOURDES G. SOLATORIO
Department Manager B- AGSD

DEC 21 2020

Date

Approved by:

REY J. VARGAS
General Manager B

DEC 21 2020

Date

MR. FRANCISCO D. SABLON JR.
Chairman-Board of Directors

DEC 21 2020

Date

DETAILS OF OTHERS UNDER DBM FORM 703-C
(In Thousand Pesos, Except Number in Positions)
[] FY 2019 (Actual); [] FY 2020 (Estimates); [] FY 2021 (Proposal)

Department: ADMINISTRATIVE & GENERAL SERVICES																									
Corporation: CITY OF KORONADAL WATER DISTRICT																									
Authorized No. of Positions: (For permanent positions, based on the latest DBM-approved OSSP)	Permanent 66			Basic Salary	Specific Purpose Allowance (Others)						Incentives and Benefits (Others)										Total	Separation and Retirement Benefits (Others)			
	Contractual	Casual			Subsistence Allowance	Night Shift Differential	Quarters Allowance	Teller's Allowance	Enumerate additional allowances. Insert columns per item		Total	Rice Subsidy	Children's Allowance	Meal Subsidy	Medical/Dental/Optical Benefits	Other Commodity Subsidy	Longevity Pay	Enumerate additional benefits. Insert Columns per item				Total	Enumerate additional benefits. Insert Columns per item	Total	
									Grocery Allowance									Financial Assistance	Loyalty Award	PEI					Career & Self-Devt
Position Titles	No.	Grade	Step		(1)	(2)	(3)	(4)	(5)	(6)	(7=1 to 6)	(8)	(9)	(10)	(11)	(12)	(13)	(15)				(16=8 to 15)	(17)	(18)	(20=17 to 18)
I. SPECIFICATIONS																									
Legal Basis																									
Rate																									
Frequency																									
Number of Recipients																									
II. AMOUNT PER POSITION/TITLE																									
OFFICE OF THE GENERAL MANAGER																									
General Manager B	1	27	2	1586					20		20	36			15			132		5		188		1133	1133
Senior Researcher Analyst B	2	15		404					20		20	36			15			34		5		90			0
Secretary A	3	9	1	237					20		20	36			15			20		5		76			0
Administrative Services Aide		4	1																		0				
ADMINISTRATIVE & GENERAL SERVICES DEPARTMENT																									
Department Manager B	4	25	2	1242					20		20	36			15			103		5		159			0
Administrative and Human Resource Division																									
Division Manager B	5	23	2	965					20		20	36			15			80		5		136			0
Administration Services Assistant B	6	10		255					20		20	36			15			21		5		77			0
Administration Services Assistant C	7	8	1	221					20		20	36			15			18		5	20	94			0
Corporate Planning Assistant B	8	8		221					20		20	36			15			18		5		74			0
Driver	9	4	2	174					20		20	36			15			14		5		70			0
Industrial Relations Development Officer A	10	15		404					20		20	36			15			34		5		90			0
Public Relations Assistant B	11	8		221					20		20	36			15			18		5		74			0
Industrial Relations Management Assistant B	12	8		221					20		20	36			15			18		5	20	94			0
Records Assistant	13	8		221					20		20	36			15			18		5		74			0
General Services Division																									
Division Manager B	14	23		950					20		20	36			15			79		5		135			0
General Services Officer A	15	16		442					20		20	36			15			37		5		93			0
Property Assistant A	16	9		237					20		20	36			15			20		5		76			0
Storekeeper B	17	9		237					20		20	36			15			20		5		76			0
Senior Water Maintenance Man B	18	10		255					20		20	36			15			21		5		77			0
Senior Water Maintenance Man B	19	10		255					20		20	36			15			21		5		77			0
Engineering Assistant B	20	8		221					20		20	36			15			18		5	20	94			0
Auto Mechanic B	21	6		196					20		20	36			15			16		5		72			0
Utility Worker A	22	3		164					20		20	36			15			14		5		70			0
FINANCE AND COMMERCIAL DEPT																									
Department Manager B	23	25		1222					20		20	36			15			102		5		158			0
Accounting, Budget & Cash Division																									
Division Manager B	24	23	2	950					20		20	36			15			79		5		135			0
Senior Corporate Accountant C	25	16	1	442					20		20	36			15			37		5		93			0
Corporate Budget Examiner	26	10		255					20		20	36			15			21		5	20	97			0
Accounting Processor A	27	8		221					20		20	36			15			18		5		74			0
Accounting Processor A	28	8	1	221					20		20	36			15			18		5		74			0

Authorized No. of Positions: (For permanent positions, based on the latest DBM-approved OSSP)	Permanent 66			Basic Salary	Specific Purpose Allowance (Others)						Incentives and Benefits (Others)										Total	Separation and Retirement Benefits (Others)					
	Contractual Casual				Subsistence Allowance	Night Shift Differential	Quarters Allowance	Teller's Allowance	Enumerate additional allowances. Insert columns per item		Total	Rice Subsidy	Children's Allowance	Meal Subsidy	Medical/Dental/Optical Benefits	Other Commodity Subsidy	Longevity Pay	Enumerate additional benefits. Insert Columns per item				Retirement Award	Service Award	Total			
									Grocery Allowance									Financial Assistance	Loyalty Award	PEI					Career & Self-Devt		
Position Titles	No.	Grade	Step	(1)	(2)	(3)	(4)	(5)	(6)	(7=1 to 6)	(8)	(9)	(10)	(11)	(12)	(13)	(15)				(16=8 to 15)	(17)	(18)	(20=17 to 18)			
Accounting Processor B	29	6	2	196				20		20	36			15			16		5		72			0			
Accounting Processor B	30	6	2	196				20		20	36			15			16		5		72			0			
Cashiering Assistant	31	8		221				20		20	36			15			18		5		74			0			
Collection Assistant	32	6		196				20		20	36			15			16		5		72			0			
Collection Assistant	33	6		196				20		20	36			15			16		5		72			0			
Courier	34	2		155				20		20	36			15			13		5		69			0			
Customer Service and Accounts Division																								0			
Division Manager B	35	23		950				20		20	36			15			79		5		135			0			
Computer Services Programmer B	36	14	2	369				20		20	36			15			31		5		87			0			
Customer Services Assistant D	37	6	1	196				20		20	36			15			16		5		72			0			
Customer Services Assistant D	38	6	2	196				20		20	36			15			16		5		72			0			
Electronics Communication System Operator	39	6	2	196				20		20	36			15			16		5		72			0			
Senior Customer Service Officer	40	18		531				20		20	36			15			44		5		100			0			
Customer Service Officer B	41	14		369				20		20	36			15			31		5		87			0			
Water Maintenance Man B	42	6		196				20		20	36			15			16		5		72			0			
Water maintenance Man B	43	6		196				20		20	36			15			16		5		72			0			
Customer Service Assistant E	44	4		174				20		20	36			15			14		5		70			0			
ENGINEERING AND OPERATIONS DEPARTMENT																								0			
Department Manager B	45	25		1222				20		20	36			15			102		5		158			0			
Planning, Water Resources and Quality Division																								0			
Division Manager B	46	23		950				20		20	36			15			79		5		135			0			
Supervising Engineer A	47	18		531				20		20	36			15			44		5		100			0			
Draftsman	48	6		196				20		20	36			15			16		5		72			0			
Clerk Processor C	49	4		174				20		20	36			15			14		5		70			0			
Supervising Engineer A	50	18	2	0						0	0			0			0		0		0			0			
Senior Water Resources Facilites Operator A	51	10		255				20		20	36			15			21		5		77			0			
Plant Equipment C (CTI)	52	8		221				20		20	36			15			18		5		74			0			
Water Resources Facilities Operator B	53	6		196				20		20	36			15			16		5		72			0			
Laboratory Technician	54	6		196				20		20	36			15			16		5		72			0			
Water Resources Facilities Operator C	55	4		174				20		20	36			15			14		5		70			0			
Water Resources Facilities Operator C	56	4		174				20		20	36			15			14		5		70			0			
Construction and Maintenance Division																								0			
Division Manager B	57	23		950				20		20	36			15			79		5		135			0			
Supervising Engineer A	58	18		0						0	0			0			0		0	20	20			0			
Water Maintenance General Foreman	59	18		531				20		20	36			15			44		5		100			0			
Senior Water Maintenance Man A	60	12		309				20		20	36			15			26	30	5		112			0			
Senior Water Maintenance Man B	61	10		255				20		20	36			15			21	35	5		112			0			
Water Maintenance Man A	62	8		221				20		20	36			15			18		5		74			0			
Water Maintenance Man A	63	8		221				20		20	36			15			18		5		74			0			
Water Maintenance Man A	64	8		221				20		20	36			15			18		5		74			0			
Water Maintenance Man C	65	4		174				20		20	36			15			14		5		70			0			
Water Maintenance Man C	66	4		174				20		20	36			15			14		5		70			0			
GRAND TOTAL				24502	0	0	0	0	1280	0	1280	2304	-	-	960	0	0	2042	65	320	100	5791	0	1133	1133		

Prepared by

AMY P. AGUIRRE
Division Manager B-AHR

DEC 21 2020

Date

Recommending Approval

MA. LOURDES S. SOLATORIO
Department Manager B- AGSD

DEC 21 2020

Date

Approved by:

REV J. VARGAS
General Manager B

DEC 21 2020

Date

MR. FRANCISCO D. SABLON JR.
Chairman-Board of Directors

DEC 21 2020

Date

Department: ADMINISTRATIVE & GENERAL SERVICES																										
Corporation: CITY OF KORONADAL WATER DISTRICT																										
Authorized No. of Positions: (For permanent positions, based on the latest DBM-approved OSSP) PROPOSED ADDITIONAL POSITIONS	Permanent	59	Basic Salary	Standard Allowance					Specific Purpose Allowance				Incentives and Benefits			Sub-total	Fixed Expenditures					Separation and Retirement Benefits				Total Personal Services (PS)
	Contractual			PERA	Uniform/ Clothing Allowance	Mid-year bonus	Year- end bonus	Cash Gift	RATA	Per Diem	Honoraria	Others * (Form 703-C1)	Anniversary Bonus	PIB (PBB)	Others * (Form 703-C1)		Employees Comp. Ins. Premium	PAG-IBIG Premium	PHILHEALTH Contribution	Retirement & Life Insurance Premium	Sub-total	Terminal Leave	Retirement Benefits	Others * (Form 703-C1)	Sub-total	
	Casual																									
	No.	Grade																								
				(1)	(2)	(3)	(4)	(5)	(6)	(7)	(8)	(9)	(10)	(11)	(12)	13=1 to 12	(14)	(15)	(16)	(17)	(18=14 to 17)	(19)	(20)	(21)	(22=19 to 21)	(23=13+18+22)
I. SPECIFICATIONS																										
Legal Basis																										
Rate																										
Frequency																										
Number of Recipients																										
II. AMOUNT PER TITLE																										
OFFICE OF THE GENERAL MANAGER																										
Corporate Attorney A	18			133	6	0	0	0	0	0			0	0		139	0	0	1	16	18			0	157	
Administrative Services Aide	4			43	6	0	0	0	0	0			0	0		49	0	0	1	5	7			0	57	
ADMINISTRATIVE & GENERAL SERVICES DEPARTMENT																0	0			0				0	0	
Adminisrative and Human Resource Division																0				0				0	0	
Administrative Section																0				0				0	0	
Administrative Services Chief B	19			147	6	0	0	0	0	0			0	0		153	0	0	1	18	20			0	173	
Procurement Analyst B	11			70	6	0	0	0	0	0			0	0		76	0	0	1	8	10			0	87	
Data Controller	9			59	6	0	0	0	0	0			0	0		65	0	0	1	7	9			0	74	
Human Resource Section																0				0				0	0	
Supervising Industrial Relations Management Officer A	20			166	6	0	0	0	0	0			0	0		172	0	0	1	20	22			0	194	
Industrial Relations Management Officer B	13			84	6	0	0	0	0	0			0	0		90	0	0	1	10	12			0	102	
Administrative Services Aide				43	6	0	0	0	0	0			0			49	0	0	1	5	7			0	57	
General Services Division																0				0				0	0	
Property Supply & Mgt Section																0	0			0				0	0	
Supervising Material Planning Officer	19			147	6	0	0	0	0	0			0	0		153	0	0	1	18	20			0	173	
Storekeeper A	11			70	6	0	0	0	0	0			0	0		76	0	0	1	8	10			0	87	
Administrative Services Aide	4			43	6	0	0	0	0	0			0	0		49	0	0	1	5	7			0	57	
Bldg, Facilities & Transport Mgt Section																0				0				0	0	
Principal Engineer D	19			147	6	0	0	0	0	0			0	0		153	0	0	1	18	20			0	173	
FINANCE AND COMMERCIAL DEPT																0				0				0	0	
Accounting, Budget & Cash Division																0				0				0	0	
Accounting & Budget Section																0				0				0	0	
Senior Financial Planning Specialist	20			166	6	0	0	0	0	0			0	0		172	0	0	1	20	22			0	194	
Senior Corporate Budget Analyst	15			101	6	0	0	0	0	0			0	0		107	0	0	1	12	14			0	121	
Cash Management Section																0				0				0	0	
Supervising Cashier	19			147	6	0	0	0	0	0			0	0		153	0	0	1	18	20			0	173	
Cashier B	14			92	6	0	0	0	0	0			0	0		98	0	0	1	11	13			0	111	
Customer Service and Accounts Division																0				0				0	0	
Customer Accounts Section																0				0				0	0	
Supervising Customer Services Officer	20			166	6	0	0	0	0	0			0	0		172	0	0	1	20	22			0	194	
Customer Services Assistant B	10			92	6	0	0	0	0	0			0	0		98	0	0	1	11	13			0	111	
Administrative Services Aide	4			43	6	0	0	0	0	0			0	0		49	0	0	1	5	7			0	57	

Authorized No. of Positions: (For permanent positions, based on the latest DBM-approved OSSP) PROPOSED ADDITIONAL POSITIONS	Permanent	59	Basic Salary	Standard Allowance					Specific Purpose Allowance				Incentives and Benefits			Sub-total	Fixed Expenditures					Separation and Retirement Benefits				Total Personal Services (PS)
	Contractual	Causal		PERA	Uniform/ Clothing Allowance	Mid-year bonus	Year-end bonus	Cash Gift	RATA	Per Dlem	Honoraria	Others * (Form 703-C1)	Anniversary Bonus	PIB (PBB)	Others * (Form 703-C1)		Employees Comp. Ins. Premium	PAG-IBIG Premium	PHILHEALTH Contribution	Retirement & Life Insurance Premium	Sub-total	Terminal Leave	Retirement Benefits	Others * (Form 703-C1)	Sub-total	
	No.																									
				(1)	(2)	(3)	(4)	(5)	(6)	(7)	(8)	(9)	(10)	(11)	(12)	13=1 to 12	(14)	(15)	(16)	(17)	(18=14 to 17)	(19)	(20)	(21)	(22=19 to 21)	(23=13+18+22)
Administrative Services Aide	4		43	6	0	0	0	0	0				0	0		49	0	0	1	5	7				0	57
Administrative Services Aide	4		43	6	0	0	0	0	0				0	0		49	0	0	1	5	7				0	57
Administrative Services Aide	4		43	6	0	0	0	0	0				0	0		49	0	0	1	5	7				0	57
Plumber C	3		41	6	0	0	0	0	0				0	0		47	0	0	1	5	7				0	54
Plumber C	3		41	6	0	0	0	0	0				0	0		47	0	0	1	5	7				0	54
Customer Services Section																0					0				0	0
Supervising Customer Services Officer	20		166	6	0	0	0	0	0				0	0		172	0	0	1	20	22				0	194
Customer Service Assistant E	4		43	6	0	0	0	0	0				0	0		49	0	0	1	5	7				0	57
Customer Service Assistant E	4		43	6	0	0	0	0	0				0	0		49	0	0	1	5	7				0	57
ENGINEERING AND OPERATIONS DEPARTMENT																0					0				0	0
Planning, Water Resources and Quality Division																0					0				0	0
Planning Section																0					0				0	0
Project Management Officer B	20		166	6	0	0	0	0	0				0	0		172	0	0	1	20	22				0	194
Engineering Assistant A	10		64	6	0	0	0	0	0				0	0		70	0	0	1	8	10				0	79
Engineering Assistant B	8		55	6	0	0	0	0	0				0	0		61	0	0	1	7	9				0	70
Water Resources Section																0					0				0	0
Supervising Water Utilities Management/Development Officer	20		166	6	0	0	0	0	0				0	0		172	0	0	1	20	22				0	194
Medical Technologist II	15		101	6	0	0	0	0	0				0	0		107	0	0	1	12	14				0	121
Water Maintenance Foreman	14		92	6	0	0	0	0	0				0	0		98	0	0	1	11	13				0	111
Senior Plant Electrician	14		92	6	0	0	0	0	0				0	0		98	0	0	1	11	13				0	111
Plant Mechanic C	8		55	6	0	0	0	0	0				0	0		61	0	0	1	7	9				0	70
Administrative Services Aide	4		43	6	0	0	0	0	0				0	0		49	0	0	1	5	7				0	57
Water Resources Facilities Operator C	4		43	6	0	0	0	0	0				0	0		49	0	0	1	5	7				0	57
Water Resources Facilities Operator C	4		43	6	0	0	0	0	0				0	0		49	0	0	1	5	7				0	57
Water Resources Facilities Operator C	4		43	6	0	0	0	0	0				0	0		49	0	0	1	5	7				0	57
Water Resources Facilities Operator C	4		43	6	0	0	0	0	0				0	0		49	0	0	1	5	7				0	57
Water Resources Facilities Operator C	4		43	6	0	0	0	0	0				0	0		49	0	0	1	5	7				0	57
Water Resources Facilities Operator C	4		43	6	0	0	0	0	0				0	0		49	0	0	1	5	7				0	57
Water Resources Facilities Operator C	4		43	6	0	0	0	0	0				0	0		49	0	0	1	5	7				0	57
Construction and Maintenance Division																0					0				0	0
Construction Section																0					0				0	0
Project Management Officer B	20		166	6	0	0	0	0	0				0	0		172	0	0	1	20	22				0	194
Water Maintenance Head	16		111	6	0	0	0	0	0				0	0		117	0	0	1	13	15				0	132
Senior Water Maintenance Man A	12		77	6	0	0	0	0	0				0	0		83	0	0	1	9	11				0	94
Water Maintenance Man B	8		55	6	0	0	0	0	0				0	0		61	0	0	1	7	9				0	70
Water Maintenance Man B	6		49	6	0	0	0	0	0				0	0		55	0	0	1	6	8				0	63
Administrative Services Aide	4		43	6	0	0	0	0	0				0	0		49	0	0	1	5	7				0	57
Water Maintenance Man C	4		43	6	0	0	0	0	0				0	0		49	0	0	1	5	7				0	57
Water Maintenance Man C	4		43	6	0	0	0	0	0				0	0		49	0	0	1	5	7				0	57
Maintenance Section					0	0	0	0	0				0	0		0					0				0	0
Supervising Water Utilities Management Officer	20		166	6	0	0	0	0	0				0	0		172	0	0	1	20	22				0	194
Senior Water Maintenance Man A	12		77	6	0	0	0	0	0				0	0		83	0	0	1	9	11				0	94
Administrative Services Aide	4		43	6	0	0	0	0	0				0	0		49	0	0	1	5	7				0	57
Water Maintenance Man C	4		43	6	0	0	0	0	0				0	0		49	0	0	1	5	7				0	57
Water Maintenance Man C	4		43	6	0	0	0	0	0				0	0		49	0	0	1	5	7				0	57
Water Maintenance Man C	4		43	6	0	0	0	0	0				0	0		49	0	0	1	5	7				0	57
Water Maintenance Man C	4		43	6	0	0	0	0	0				0	0		49	0	0	1	5	7				0	57
Water Maintenance Man C	4		43	6	0	0	0	0	0				0	0		49	0	0	1	5	7				0	57
Water Maintenance Man C	4		43	6	0	0	0	0	0				0	0		49	0	0	1	5	7				0	57
Water Maintenance Man C	4		43	6	0	0	0	0	0				0	0		49	0	0	1	5	7				0	57
Water Maintenance Man C	4		43	6	0	0	0	0	0				0	0		49	0	0	1	5	7				0	57

Authorized No. of Positions: (For permanent positions, based on the latest DBM-approved OSSP) PROPOSED ADDITIONAL POSITIONS	Permanent		59	Basic Salary	Standard Allowance					Specific Purpose Allowance				Incentives and Benefits			Sub-total	Fixed Expenditures					Separation and Retirement Benefits				Total Personal Services (P5)
	Contractual				PERA	Uniform/ Clothing Allowance	Mid-year bonus	Year- end bonus	Cash Gift	RATA	Per Diem	Honoraria	Others * (Form 703- C1)	Anniversary Bonus	PIB (PBB)	Others * (Form 703- C1)		Employees Comp. Ins. Premium	PAG-IBIG Premium	PHILHEALT H Contri- bution	Retirement & Life Insurance Premium	Sub-total	Terminal Leave	Retirement Benefits	Others * (Form 703- C1)	Sub-total	
	Casual																										
	No.	Grade	Step		(1)	(2)	(3)	(4)	(5)	(6)	(7)	(8)	(9)	(10)	(11)	(12)		13=1 to 12	(14)	(15)	(16)	(17)	18=14 to 17	(19)	(20)	(21)	
A.1 Chairman																									0		
A.2 Vice-Chairman																									0		
A.3 Members																									0		
Sub-total																									0		
B.1 Managerial																											
B.2 Technical				2570	114	0	0	0	0	0	0	0	0	0	0	2684	6	6	25	308	345	0	0	0	0	3028	
B.3 Administrative Support				2092	240	0	0	0	0	0	0	0	0	0	0	2332	12	12	53	251	327	0	0	0	0	2659	
Sub-total				4661	354	0	0	0	0	0	0	0	0	0	0	5015	18	18	77	559	672	0	0	0	0	5687	
C.1 Program																											
C.2 Locally-Funded Project																											
C.3 Foreign-Assisted Project																											
Sub-total																											
D.1 Program																											
D.2 Locally-Funded Project																											
D.3 Foreign-Assisted Project																											
Sub-total																											
* Enumerate all other specific purpose allowances, incentives and benefits, and separation and retirement benefits in DBM Form No. 703-C1 indicating the legal basis, nature of allowance and amount granted to each employee (Please see attached format)																											
				4661	354	0	0	0	0	0	0	0	0	0	0	5015	18	18	77	559	672	0	0	0	0	5687	

Prepared by

AMY P. AGUIRRE
Division Manager B-AHR

DEC 21 2020

Date

Recommending Approval

MA. LOURDES G. SOLATORIO
Department Manager B- AGSD

DEC 21 2020

Date

Approved by:

REY J. VARGAS
General Manager B

DEC 21 2020

Date

MR. FRANCISCO D. SABLON JR.
Chairman-Board of Directors

DEC 21 2020

Date

DETAILS OF OTHERS UNDER DBM FORM 703-C
(In Thousand Pesos, Except Number in Positions)
[] FY 2019 (Actual); [] FY 2020 (Estimates); [x] FY 2021 (Proposal)

Department: ADMINISTRATIVE & GENERAL SERVICES																									
Corporation: CITY OF KORONADAL WATER DISTRICT																									
Authorized No. of Positions: (For permanent positions, based on the latest DBM-approved OSSP) PROPOSED ADDITIONAL POSITIONS	Permanent		59	Basic Salary	Specific Purpose Allowance (Others)						Incentives and Benefits (Others)								Total	Separation and Retirement Benefits (Others)					
	Contractual				Subsistence Allowance	Night Shift Differential	Quarters Allowance	Teller's Allowance	Enumerate additional allowances. Insert columns per item		Total	Rice Subsidy	Children 's Allowan ce	Meal Subsidy	Medical/ Dental/ Optical Benefits	Other Commo dity Subsidy	Longevity Pay	Enumerate additional benefits. Insert Columns per item		Enumerate additional benefits. Insert Columns per item		Total			
	Casual																								
Position Titles	No.	Grade	Step																						
					(1)	(2)	(3)	(4)	(5)	(6)	(7=1 to 6)	(8)	(9)	(10)	(11)	(12)	(13)	(15)	(16=8 to 15)	(17)	(18)	(19=17 to 18)			
I. SPECIFICATIONS																									
Legal Basis																									
Rate																									
Frequency																									
Number of Recipients																									
II. AMOUNT PER POSITION/TITLE																									
OFFICE OF THE GENERAL MANAGER																									
Corporate Attorney A	18			133					5		5	9			4			11	3	26		0			
Administrative Services Aide	4			43					5		5	9			4			4	3	19		0			
ADMINISTRATIVE & GENERAL SERVICES DEPARTMENT																									
Administrative and Human Resource Division				0							0	0			0			0	0	0		0			
Administrative Section																									
Administrative Services Chief B	19			147					5		5	9			4			12	3	28		0			
Procurement Analyst B	11			70					5		5	9			4			6	3	21		0			
Data Controller	9			59					5		5	9			4			5	3	20		0			
Human Resource Section																									
Supervising Industrial Relations Management Officer A	20			166					5		5	9			4			14	3	29		0			
Industrial Relations Management Officer B	13			84					5		5	9			4			7	3	22		0			
Administrative Services Aide	4			43					5		5	9			4			4	3	19		0			
General Services Division																									
Property Supply & Mgt Section																									
Supervising Material Planning Officer	19			147					5		5	9			4			12	3	28		0			
Storekeeper A	11			70					5		5	9			4			6	3	21		0			
Administrative Services Aide	4			43					5		5	9			4			4	3	19		0			
Bldg, Facilities & Transport Mgt Section																									
Principal Engineer D	19			147					5		5	9			4			12	3	28		0			
FINANCE AND COMMERCIAL DEPT																									
Accounting, Budget & Cash Division																									
Accounting & Budget Section																									
Senior Financial Planning Specialist	20			166					5		5	9			4			14	3	29		0			
Senior Corporate Budget Analyst	15			101					5		5	9			4			8	3	24		0			
Cash Management Section																									
Supervising Cashier	19			147					5		5	9			4			12	3	28		0			
Cashier B	14			92					5		5	9			4			8	3	23		0			

Authorized No. of Positions: (For permanent positions, based on the latest DBM-approved OSSP) PROPOSED ADDITIONAL POSITIONS	Permanent		59	Basic Salary	Specific Purpose Allowance (Others)						Total	Incentives and Benefits (Others)								Total	Separation and Retirement Benefits (Others)			
	Contractual				Subsistence Allowance	Night Shift Differential	Quarters Allowance	Teller's Allowance	Enumerate additional allowances. Insert columns per item			Rice Subsidy	Children's Allowance	Meal Subsidy	Medical/ Dental/ Optical Benefits	Other Commodity Subsidy	Longevity Pay	Enumerate additional benefits. Insert Columns per item			Enumerate additional benefits. Insert Columns per item	Retirement Award	Service Award	Total
	Casual								Grocery Allowance									Financial Assistance	PEI					
Position Titles	No.	Grade	Step																					
					(1)	(2)	(3)	(4)	(5)	(6)	(7=1 to 6)	(8)	(9)	(10)	(11)	(12)	(13)	(15)	(16=8 to 15)	(17)	(18)	(19=17 to 18)		
Customer Service and Accounts Division																								
Customer Accounts Section																								
Supervising Customer Services Officer		20		166					5		5	9			4			14	3	29		0		
Customer Services Assistant B		10		92					5		5	9			4			8	3	23		0		
Administrative Services Aide		4		43					5		5	9			4			4	3	19		0		
Administrative Services Aide		4		43					5		5	9			4			4	3	19		0		
Administrative Services Aide		4		43					5		5	9			4			4	3	19		0		
Administrative Services Aide		4		43					5		5	9			4			4	5	21		0		
Plumber C		3		41					5		5	9			4			3	3	19		0		
Plumber C		3		41					5		5	9			4			3	3	19		0		
Customer Services Section																								
Supervising Customer Services Officer		20		166					5		5	9			4			14	3	29		0		
Customer Service Assistant E		4		43					5		5	9			4			4	3	19		0		
Customer Service Assistant E		4		43					5		5	9			4			4	3	19		0		
ENGINEERING AND OPERATIONS DEPARTMENT																								
Planning, Water Resources and Quality Division																								
Planning Section																								
Project Management Officer B		20		166					5		5	9			4			14	3	29		0		
Engineering Assistant A		10		64					5		5	9			4			5	3	21		0		
Engineering Assistant B		8		55					5		5	9			4			5	3	20		0		
Water Resources Section																								
Supervising Water Utilities Management/ Development Officer		20		166					5		5	9			4			14	3	29		0		
Medical Technologist II		15		101					5		5	9			4			8	3	24		0		
Water Maintenance Foreman		14		92					5		5	9			4			8	3	23		0		
Senior Plant Electrician		14		92					5		5	9			4			8	3	23		0		
Plant Mechanic C		8		55					5		5	9			4			5	3	20		0		
Administrative Services Aide		4		43					5		5	9			4			4	3	19		0		
Water Resources Facilities Operator C		4		43					5		5	9			4			4	3	19		0		
Water Resources Facilities Operator C		4		43					5		5	9			4			4	3	19		0		
Water Resources Facilities Operator C		4		43					5		5	9			4			4	3	19		0		
Water Resources Facilities Operator C		4		43					5		5	9			4			4	3	19		0		
Water Resources Facilities Operator C		4		43					5		5	9			4			4	3	19		0		
Water Resources Facilities Operator C		4		43					5		5	9			4			4	3	19		0		
Water Resources Facilities Operator C		4		43					5		5	9			4			4	3	19		0		
Construction and Maintenance Division																								
Construction Section																								
Project Management Officer B		20		166					5		5	9			4			14	3	29		0		
Water Maintenance Head		16		111					5		5	9			4			9	3	24		0		
Senior Water Maintenance Man A		12		77					5		5	9			4			6	3	22		0		
Water Maintenance Man B		8		55					5		5	9			4			5	3	20		0		
Water Maintenance Man B		6		49					5		5	9			4			4	3	19		0		
Administrative Services Aide		4		43					5		5	9			4			4	3	19		0		
Water Maintenance Man C		4		43					5		5	9			4			4	3	19		0		
Water Maintenance Man C		4		43					5		5	9			4			4	3	19		0		

Authorized No. of Positions: (For permanent positions, based on the latest DBM-approved OSSP) PROPOSED ADDITIONAL POSITIONS	Permanent		59	Basic Salary	Specific Purpose Allowance (Others)						Incentives and Benefits (Others)								Total	Separation and Retirement Benefits (Others)				
	Contractual				Subsistence Allowance	Night Shift Differential	Quarters Allowance	Teller's Allowance	Enumerate additional allowances. Insert columns per item		Total	Rice Subsidy	Children's Allowance	Meal Subsidy	Medical/ Dental/ Optical Benefits	Other Commodity Subsidy	Longevity Pay	Enumerate additional benefits. Insert Columns per item		Total	Enumerate additional benefits. Insert Columns per item		Total	
	Casual								Grocery Allowance									Financial Assistance			PEI	Retirement Award		Service Award
	No.	Grade	Step																					
Position Titles	No.	Grade	Step		(1)	(2)	(3)	(4)	(5)	(6)	(7=1 to 6)	(8)	(9)	(10)	(11)	(12)	(13)	(15)	(16=8 to 15)	(17)	(18)	(19=17 to 18)		
Maintenance Section																								
Supervising Water Utilities Management Officer		20		166					5		5	9			4			14	3	29			0	
Senior Water Maintenance Man A		12		77					5		5	9			4			6	3	22			0	
Administrative Services Aide		4		43					5		5	9			4			4	3	19			0	
Water Maintenance Man C		4		43					5		5	9			4			4	3	19			0	
Water Maintenance Man C		4		43					5		5	9			4			4	3	19			0	
Water Maintenance Man C		4		43					5		5	9			4			4	3	19			0	
Water Maintenance Man C		4		43					5		5	9			4			4	3	19			0	
Water Maintenance Man C		4		43					5		5	9			4			4	3	19			0	
Water Maintenance Man C		4		43					5		5	9			4			4	3	19			0	
Water Maintenance Man C		4		43					5		5	9			4			4	3	19			0	
GRAND TOTAL				4661	0	0	0	0	295	0	295	531	-	-	221	0	0	388	150	1291	0	0	0	

Prepared by


AMY P. AGUIRRE
Division Manager B-AHR


DEC 21 2020
Date

Recommending Approval



MA. LOURDES G. SOLATORIO
Department Manager B- AGSD

DEC 21 2020
Date

Approved by:


REY J. VARGAS
General Manager B

DEC 21 2020
Date



MR. FRANCISCO D. SABLON JR.
Chairman-Board of Directors

DEC 21 2020
Date

DETAILS OF MAINTENANCE AND OTHER OPERATING EXPENSES
(In Thousand Pesos)
Fiscal Year 2021

Department / Agency : CITY OF KORONADAL WATER DISTRICT					
PARTICULARS	FY 2018 (Audited)	FY 2019 (Actual)	FY 2020 (Estimates)	FY 2021 (Proposal)	Remarks
Travel & Educational expenses:					
Travel Expenses	913	1,252	1,500	1,448	
Training & Scholarship	382	406	200	797	
Supplies					
Office Supplies	506	563	1,500	1,294	
Accountable Forms Expenses	10	112	120	110	
Fuel	916	914	1,020	1,044	
Chemical, filtering & laboratory supplies exp	1,579	1,551	2,478	3,271	
Other Supplies Expense	5,185	5,733	8,000	7,755	
Utility expenses					
Electricity	718	902	804	1,007	
Communications	256	285	288	743	
Generation, Transmission & Distribution Expenses:	19,396	19,696	21,809	24,285	
Professional Services:					
Legal Services (incl. Notarial)	251	198	135	191	
Auditing Services	-	-	239	300	
Security Services	1,255	1,405	2,060	1,832	
Consultancy Services	545	131	100	550	
Extraordinary & Miscellaneous Exp	6	-	32	55	
Repairs & maintenance	3,591	3,733	6,137	9,712	
Taxes, Duties & Premiums:	3,501	3,838	3,303	4,555	
Labor and Wages	8,964	13,035	12,943	15,916	
Other Maint. & Operating Expenses					
Advertising, Promotional & Mktg. Expenses	66	70	100	100	
Representation Expense	78	33	18	100	
Rent / Lease Expense	83	94	96	132	
Membership Dues & Contributions to Org.	38	64	135	142	
Donations	99	539	200	200	
Othe MOOE	8,545	8,771	7,253	10,550	
Total MOOE	56,883	63,325	70,470	86,089	-

Prepared by:



MAY ANN S. MAMAK 12/21/2020


Corp. Budget Examiner Date

Noted by:

JOSEPHINE J. COSEP

Dept. Manager - Finance & Commercial Dept.

Approved by:



REY J. VARGAS

General Manager B

12/21/2020

Date

DETAILS OF FINANCIAL EXPENSES
(In Thousand Pesos)
Fiscal Year 2021

Department: CITY OF KORONADAL WATER DISTRICT

PARTICULARS	FY 2018 (Audited)	FY 2019 (Actual)	FY 2020 (Estimates)	FY 2021 (Proposal)	Remarks
Interest Expense	2,922	2,977	2,461	2,852	
Bank Charges	0.3	0.2	2.0	2	
Total FINEX	2,922	2,977	2,463	2,854	

Prepared by:


MAY ANN S. MAMAK
Corp. Budget Examiner

12/21/2020
Date

Noted by:


JOSEPHINE J. COSEP
Dept. Manager - Finance &
Commercial Dept.

Approved by:


12/21/2020 **REY J. VARGAS** 12/21/2020
Date General Manager B Date

DETAILS OF CAPITAL OUTLAYS
(In Thousand Pesos)
Fiscal Year 2021

Department: CITY OF KORONADAL WATER DISTRICT

PARTICULARS	FY 2018 (Audited)	FY 2019 (Actual)	FY 2020 (Estimates)	FY 2021 (Proposal)	Remarks
Land and Land Improvements	20	0	372	1,520	
Power Supply Systems	967	396	252	1,284	
Plant - Utility Plant in Service	27,793	28,912	18,835	27,647	
Buildings	5	0	0	2,138	
Water Plant, Structure and Improvements	716	779	940	2,359	
Office Eqpt.	370	353	415	735	
Information & Communication Technology Eqpt.	1,101	970	224	845	
Communication Equipment	0	75	0	77	
Medical Equipment	0	0	0	500	
Other Machineries and Eqpt.	3,738	6,850	14,269	4,539	
Motor Vehicles	1,424	1,550	220	1,833	
Other Property, Plant and Eqpt.	1,004	428	0	0	
Construction & Heavy Equipment	0	0	0	6,000	
TOTAL	37,138	40,313	35,527	49,477	

Prepared by:

MAY ANN S. MAMAK
Corp. Budget Examiner

12/21/2020
Date

Noted by:




JOSEPHINE J. COSEP
Dept. Manager - Finance &
Commercial Dept.

Approved by:

REY J. VARGAS
General Manager B

12/21/2020
Date

STATEMENT OF CASH FLOWS
(In Thousand Pesos)
Fiscal Year 2021

Department / Agency : CITY OF KORONADAL WATER DISTRICT				
PARTICULARS	FY 2018 (Audited)	FY 2019 (Actual)	FY 2020 (Estimates)	FY 2021 (Proposal)
CASH FLOWS FROM OPERATING ACTIVITIES				
Cash Inflows				
Proceeds from Sale of Goods and Services	132	146	124	150
Collection of Receivables	123,146	139,449	130,784	174,957
Collection of Income/Revenue	1,195	1,851	671	8,320
Other Receipts	10,441	12,138	9,737	7,567
Total Cash Inflows	134,914	153,584	141,316	190,994
Adjustments	1	134	58	0
Adjusted Cash Inflow	134,915	153,718	141,374	190,994
Cash Outflows				
Payment of Expenses	48,311	46,484	48,472	79,593
Purchase of Inventories	1,673	16,468	15,591	10,261
Grant of Cash Advances	776	1,638	668	2,245
Payments of Accounts Payable	3,729	13,826	1,086	25,250
Payments of Other Payables	19,500	22,168	21,916	45,078
Remittance of Personnel Benefit Contributions and Mandatory Deductions	11,416	17,039	14,647	4,102
Refund of Deposits	320	632	0	-
Other Disbursements	165	-	0	-
Total Cash Outflows	85,890	118,255	102,380	166,529
Adjustments	19	62	20	0
Adjusted Cash Outflows	85,909	118,317	102,400	166,529
Net Cash Provided by/(Used in) Operating Activities	49,006	35,401	38,974	24,465
CASH FLOWS FROM INVESTING ACTIVITIES				
Cash Inflows				
Proceeds from Loan	-	-	0	-
Receipt of Interest Earned	49	50	30	50
Total Cash Inflows	49	50	30	50
Cash Outflows				
Purchase/Construction of Property, Plant and Equipment	32,867	29,610	29,377	49,477
Other long-term investments	99	5,137	2,558	
Reserve, LWUA				277
Reserve (additional), Earned Leave				834
Total Cash Outflows	32,966	34,747	31,935	50,588
Net Cash Provided By/(Used In) Investing Activities	-32,917	-34,697	-31,905	-50,538
CASH FLOWS FROM FINANCING ACTIVITIES				
Cash Inflows				
Total Cash Inflows	-	-	-	-
Cash Outflows				
Payment of Long-Term Liabilities-Principal	2,130	1,877	1,741	1,881
Payment of Interest on Loans and Other Financial Charges				
	2,932	2,977	2,992	2,852
Total Cash Outflows	5,062	4,854	4,733	4,733
Net Cash Provided By/(Used In) Financing Activities	-5,062	-4,854	-4,733	-4,733
INCREASE/(DECREASE) IN CASH AND CASH EQUIVALENTS				
	11,027	-4,150	2,336	-30,806
BEGINNING CASH AND CASH EQUIVALENTS				
	32,787	43,814	39,664	42,000
CASH AND CASH EQUIVALENTS ENDING BALANCE				
	43,814	39,664	42,000	11,194
Prepared by: 				
MAY ANN S. MAMIAK		12/21/2020		
Corp. Budget Examiner		Date		
Noted by: 				
JOSEPHINE J. COSEP		12/21/2020		
Dept. Manager - Finance & Commercial Dept.		Date		
Approved by: 				
REY J. VARGAS		12/21/2020		
General Manager B		Date		